

# Thoroughbred Market Report



MARCH 2026

Editor – Bill Oppenheim, [bopp@billoppenheim.com](mailto:bopp@billoppenheim.com)  
Managing Editor – Emily J Plant PhD, [emily@billoppenheim.com](mailto:emily@billoppenheim.com)  
Worldwide Sales Ticker – Brianne Stanley, [bristanley1@gmail.com](mailto:bristanley1@gmail.com)

Copyright 2026: The Bill Oppenheim Group

For subscription information go to [www.billoppenheim.com](http://www.billoppenheim.com)  
or contact [info@billoppenheim.com](mailto:info@billoppenheim.com)

---

# Thoroughbred Market Report

MARCH 2026



*\$2M OBS March Sale Topper  
Hip 372 Nyquist x Smooth and Savvy (Lucky Pulpit)  
Consigned by Wavertree Stables, purchased by Killora/Linton, agent for Boyd Racing  
Photo courtesy OBS*

|   |          |
|---|----------|
| <b>SECTION 1: NA 2YO SALES- OBS MARCH</b>     | <b>1</b> |
| <b>SECTION 2: EURO SIRES IN NORTH AMERICA</b> | <b>3</b> |
| <b>SECTION 3: ANZ YEARLING SALES</b>          | <b>6</b> |
| <b>SECTION 4: WORLDWIDE SALES TICKER</b>      | <b>7</b> |
| <b>SECTION 5: BILL'S TWEETS</b>               | <b>9</b> |

## IN THIS ISSUE

- The OBS March sale grossed \$72,456,500 with a \$160,657 average, up 10% and 6% respectively from 2025 and edging past the 2023 figures – the first year they catalogued 800+ at this sale – of \$70,399,500 and \$156,792. First-crop sires from the absolutely packed F2024 sire class were in big demand, with the two 'market darlings', Gainesway's **Drain The Clock** (\$276,569 average, \$180,000 median for 19 sold, off his \$10,000 entering stud fee) and WinStar's **Nashville** (\$179,725 average, \$142,500 median for 20 sold from his \$15,000 entering fee) making sensational returns.
- Heading into this weekend's Inglis Sydney Easter Sale, the Australasian yearling market has grossed almost A\$479-million so far this year, a \$20-million increase over 2025 but 10% below the corresponding A\$533-million total in the record 2022 year. The 2025 Easter Sale grossed A\$151,815,000 and averaged A\$447,832.
- Worldwide Sales Tickers for OBS March and Australasian yearling sales leading up to Sydney Easter.
- Bill's Tweets

To learn more about the Thoroughbred Market Report please visit  
<https://billoppenheim.com/abouttmr.php> or email [emily@billoppenheim.com](mailto:emily@billoppenheim.com)

## SECTION 1: NORTH AMERICAN SALES RESULTS

### Three standout First-Crop sires of 2yo's



*Drain the Clock, Gainesway*



*Corniche, Ashford*



*Flightline, Lane's End*

### 18 FIRST-CROP SIRES AVERAGE \$80K+ AT OBS MARCH

In its fourth year with an 800+ catalogue OBS March recorded their highest gross (\$72,456,500) and average (\$160,657), gains of 10% and 6% respectively over 2025 and just edging ahead of their 2023 totals (\$70,399,500/\$156,792), suggesting the market remains strong after the banner 2025 year in bloodstock auctions. As usual first-crop sires proved popular with no fewer than 18 of them averaging \$80,000+ with 2+ sold. Without doubt the number one market darling was Gainesway's **Drain The Clock**, by Maclean's Music, winner of the G3 Swale and G3 Bay Shore in the spring of his 3yo year, and then pulled off the upset over Jackie's Warrior in the G1 Woody Stephens on the Belmont S. undercard for a Maclean's Music exacta. Always a \$10,000 stallion and a lower-ranking member (by stud fee) of a packed F2024 sire class, he was popular in the market from the word Go: 51 foals from his first crop averaged \$50,303 with a median of \$42,000 (4.2x stud fee) at the 2024-25 mixed sales; then 102 yearlings averaged \$71,004 with a \$55,000 median (5.5x stud fee), and at OBS March 19 two-year-olds averaged a massive \$276,579 with a \$180,000 median (18x stud fee!). His has been one of the strongest commercial performances from a more or less unheralded sire since time began; if they run like they look ...

The leading F2024 sire by average at OBS March was Ashford's 2021 Two-Year-Old champion Corniche, who had 72 yearlings average \$171,694 with a \$135,000 median (4.5x entering \$30,000 stud fee) last year; he had four 2yo's sell at OBS March for a \$650,000 average but that was from 14 catalogued – nine outs, but his average did top that of Lane's End's **Flightline** (two sold of four catalogued, average \$525,000) and WinStar's **Life Is Good** (6/12, average \$265,000). WinStar also had the #2 market darling, **Nashville**, by Speightstown, who broke the Keeneland track record when he ran six furlongs in 1:07:4/5 in the 2020 Perryville S. (Listed), his only stakes win; his 20 2yo's sold at OBS (30 catalogued) averaged \$179,725 with a \$142,500 median – 9.5x his entering \$15,000 stud fee. Two other of the many promising sires from this class who did well at OBS March each had six sell: Juddmonte's **Mandaloun** averaged \$255,000 (\$275,000 median) and Mill Ridge's **Aloha West**, the 2021 G1 Breeders' Cup Sprint winner. He had averaged just \$28,879 at the yearling sales but his six sold at March (from six catalogued) averaged \$99,167 with a \$77,500 median – 9.1x his entering \$8,500 stud fee. Plenty more evidence to follow from this sire class in April.

## NORTH AMERICAN SIRES OF TWO-YEAR-OLDS

Thru March 23, 2026- OBS March- Sires with 2+ sold for 80k+ average.

| SIRE NAME         | YOB  | HIS SIRE           | FFLS | ST  | 2026 FEE | 2023 FEE | # CAT | # RING | # SOLD | US\$ AVG  | US\$ MED  |
|-------------------|------|--------------------|------|-----|----------|----------|-------|--------|--------|-----------|-----------|
| INTO MISCHIEF     | 2005 | HARLAN'S HOLIDAY   | 2010 | KY  | 250,000  | 250,000  | 4     | 3      | 2      | 1,012,500 | 1,012,500 |
| NYQUIST           | 2013 | UNCLE MO           | 2018 | KY  | 175,000  | 175,000  | 7     | 5      | 4      | 905,000   | 800,000   |
| CORNICHE          | 2019 | QUALITY ROAD       | 2024 | KY  | 15,000   | 15,000   | 14    | 5      | 4      | 650,000   | 475,000   |
| FLIGHTLINE        | 2018 | TAPIT              | 2024 | KY  | 125,000  | 150,000  | 4     | 2      | 2      | 525,000   | 525,000   |
| MO TOWN           | 2014 | UNCLE MO           | 2020 | KY  | 7,500    | 5,000    | 4     | 3      | 3      | 476,667   | 325,000   |
| TIZ THE LAW       | 2017 | CONSTITUTION       | 2022 | KY  | 30,000   | 30,000   | 7     | 5      | 3      | 390,000   | 250,000   |
| YAUPON            | 2017 | UNCLE MO           | 2023 | KY  | 60,000   | 25,000   | 16    | 10     | 8      | 347,500   | 230,000   |
| JUSTIFY           | 2015 | SCAT DADDY         | 2020 | KY  | 200,000  | 250,000  | 2     | 2      | 2      | 325,000   | 325,000   |
| NOT THIS TIME     | 2014 | GIANT'S CAUSEWAY   | 2018 | KY  | 250,000  | 175,000  | 4     | 3      | 2      | 325,000   | 325,000   |
| TWIRLING CANDY    | 2007 | CANDY RIDE         | 2013 | KY  | 75,000   | 60,000   | 4     | 3      | 3      | 318,333   | 180,000   |
| CITY OF LIGHT     | 2014 | QUALITY ROAD       | 2020 | KY  | 35,000   | 35,000   | 3     | 3      | 2      | 305,000   | 305,000   |
| JACKIE'S WARRIOR  | 2018 | MACLEAN'S MUSIC    | 2024 | KY  | 25,000   | 25,000   | 19    | 12     | 9      | 297,222   | 325,000   |
| UPSTART           | 2012 | FLATTER            | 2018 | KY  | 25,000   | 25,000   | 8     | 5      | 4      | 293,750   | 150,000   |
| VEKOMA            | 2017 | CANDY RIDE         | 2022 | KY  | 100,000  | 35,000   | 10    | 7      | 6      | 289,167   | 327,500   |
| ARMY MULE         | 2014 | FRIESAN FIRE       | 2020 | KY  | 25,000   | 20,000   | 11    | 6      | 5      | 289,000   | 100,000   |
| DRAIN THE CLOCK   | 2018 | MACLEAN'S MUSIC    | 2024 | KY  | 10,000   | 10,000   | 27    | 21     | 19     | 276,579   | 180,000   |
| HAPPY SAVER       | 2017 | SUPER SAVER        | 2024 | KY  | 7,500    | 7,500    | 3     | 2      | 2      | 275,000   | 275,000   |
| LIFE IS GOOD      | 2018 | INTO MISCHIEF      | 2024 | KY  | 60,000   | 75,000   | 12    | 7      | 6      | 265,000   | 250,000   |
| PRACTICAL JOKE    | 2014 | INTO MISCHIEF      | 2019 | KY  | 75,000   | 75,000   | 19    | 13     | 11     | 255,182   | 200,000   |
| MANDALOUN         | 2018 | INTO MISCHIEF      | 2024 | KY  | 10,000   | 15,000   | 13    | 7      | 6      | 255,000   | 275,000   |
| AMERICAN PHAROAH  | 2012 | PIONEEROF THE NILE | 2017 | JPN | -        | 45,000   | 6     | 4      | 3      | 251,667   | 250,000   |
| BOLT D'ORO        | 2015 | MEDAGLIA D'ORO     | 2020 | KY  | 25,000   | 15,000   | 8     | 7      | 5      | 222,400   | 240,000   |
| MCKINZIE          | 2015 | STREET SENSE       | 2022 | KY  | 75,000   | 75,000   | 4     | 2      | 2      | 210,000   | 210,000   |
| EPICENTER         | 2019 | NOT THIS TIME      | 2024 | KY  | 25,000   | 35,000   | 19    | 14     | 9      | 209,944   | 150,000   |
| GOOD MAGIC        | 2015 | CURLIN             | 2020 | KY  | 125,000  | 125,000  | 6     | 4      | 4      | 196,250   | 112,500   |
| EARLY VOTING      | 2019 | GUN RUNNER         | 2024 | KY  | 12,500   | 8,000    | 8     | 4      | 4      | 183,750   | 125,000   |
| NASHVILLE         | 2017 | SPEIGHTSTOWN       | 2024 | KY  | 12,500   | 15,000   | 30    | 23     | 20     | 179,725   | 142,500   |
| BLAME             | 2006 | ARCH               | 2012 | KY  | 25,000   | 25,000   | 3     | 3      | 3      | 176,667   | 100,000   |
| MUNNINGS          | 2006 | SPEIGHTSTOWN       | 2012 | KY  | 45,000   | 65,000   | 10    | 8      | 4      | 176,250   | 147,500   |
| OLYMPIAD          | 2018 | SPEIGHTSTOWN       | 2024 | KY  | 20,000   | 35,000   | 11    | 6      | 5      | 160,000   | 90,000    |
| FLAMEAWAY         | 2015 | SCAT DADDY         | 2021 | KY  | 10,000   | 15,000   | 3     | 3      | 3      | 155,000   | 175,000   |
| SPEAKER'S CORNER  | 2018 | STREET SENSE       | 2024 | KY  | 10,000   | 10,000   | 9     | 4      | 2      | 155,000   | 155,000   |
| VOLATILE          | 2016 | VIOLENCE           | 2022 | KY  | 10,000   | 12,500   | 8     | 4      | 3      | 151,667   | 85,000    |
| GOLDEN PAL        | 2018 | UNCLE MO           | 2024 | KY  | 25,000   | 20,000   | 22    | 14     | 10     | 142,000   | 100,000   |
| ROADSTER          | 2016 | QUALITY ROAD       | 2024 | FL  | 7,500    | 7,500    | 10    | 9      | 7      | 140,000   | 80,000    |
| LIAM'S MAP        | 2011 | UNBRIDLED'S SONG   | 2017 | KY  | 50,000   | 40,000   | 7     | 5      | 4      | 133,750   | 135,000   |
| GIRVIN            | 2014 | TALE OF EKATI      | 2020 | KY  | 30,000   | 25,000   | 14    | 7      | 6      | 128,667   | 70,000    |
| GLOBAL CAMPAIGN   | 2016 | CURLIN             | 2022 | KOR | -        | 7,500    | 4     | 4      | 2      | 127,500   | 127,500   |
| CARACARO          | 2017 | UNCLE MO           | 2022 | KY  | 10,000   | 10,000   | 7     | 4      | 4      | 113,750   | 75,000    |
| CHARLATAN         | 2017 | SPEIGHTSTOWN       | 2023 | KY  | 25,000   | 50,000   | 10    | 8      | 6      | 112,500   | 110,000   |
| JACK CHRISTOPHER  | 2019 | MUNNINGS           | 2024 | KY  | 15,000   | 25,000   | 31    | 22     | 16     | 111,563   | 87,500    |
| MENDELSSOHN       | 2015 | SCAT DADDY         | 2020 | CHI | -        | 15,000   | 2     | 2      | 2      | 107,500   | 107,500   |
| AUTHENTIC         | 2017 | INTO MISCHIEF      | 2022 | KY  | 15,000   | 15,000   | 15    | 13     | 7      | 103,000   | 90,000    |
| ALOHA WEST        | 2017 | HARD SPUN          | 2024 | KY  | 6,500    | 8,500    | 6     | 6      | 6      | 99,167    | 77,500    |
| MO DONEGAL        | 2019 | UNCLE MO           | 2024 | KY  | 5,000    | 5,000    | 21    | 16     | 12     | 98,750    | 90,000    |
| MAXIMUS MISCHIEF  | 2016 | INTO MISCHIEF      | 2021 | KY  | 20,000   | 20,000   | 7     | 6      | 6      | 95,333    | 73,500    |
| MACLEAN'S MUSIC   | 2008 | DISTORTED HUMOR    | 2014 | KY  | 30,000   | 40,000   | 10    | 8      | 4      | 92,500    | 87,500    |
| GREATEST HONOUR   | 2018 | TAPIT              | 2024 | KY  | 7,500    | 7,500    | 15    | 12     | 10     | 90,850    | 57,500    |
| CYBERKNIFE        | 2019 | GUN RUNNER         | 2024 | KY  | 15,000   | 15,000   | 22    | 16     | 14     | 87,500    | 72,500    |
| MITOLE            | 2015 | ESKENDEREYA        | 2021 | KY  | 10,000   | 10,000   | 10    | 5      | 4      | 87,500    | 82,500    |
| OMAHA BEACH       | 2016 | WAR FRONT          | 2021 | KY  | 75,000   | 35,000   | 14    | 10     | 8      | 85,375    | 85,000    |
| COMPLEXITY        | 2016 | MACLEAN'S MUSIC    | 2022 | KY  | 20,000   | 25,000   | 3     | 2      | 2      | 85,000    | 85,000    |
| JIMMY CREED       | 2009 | DISTORTED HUMOR    | 2015 | KY  | 7,500    | 7,500    | 2     | 2      | 2      | 85,000    | 85,000    |
| INDEPENDENCE HALL | 2017 | CONSTITUTION       | 2023 | KY  | 10,000   | 7,500    | 5     | 5      | 4      | 83,750    | 85,000    |
| CONNECT           | 2013 | CURLIN             | 2019 | KY  | 10,000   | 10,000   | 3     | 2      | 2      | 80,000    | 80,000    |

**FOR A COMPLETE ROSTER OF ALL 150 NA SIRES WITH TWO-YEAR-OLDS SOLD AT OBS MARCH, PLEASE [CLICK HERE](#)**

## SECTION 2: EUROPEAN SIRES IN NORTH AMERICA 2019-2025

In our Year-End 2025 SSR book we tallied the records of 52 Kentucky sires on turf. Now we reverse the direction of travel and list the APEX ratings for 169 European sires who had runners in North America 2019-2025, including 58 sires who had 20+ year-starters during that period (one horse is counted as one year-starter each year it starts).

There have been three principal pipelines bringing European horses to North America. The majority have been bought off their race form and in those cases the sire is not the relevant factor in their being bought; it is their race record. There are also the raiders brought in, usually by the big operations, for big races, often the Breeders' Cup but for example Charlie Appleby has based a few horses in New York in recent years. More recently, a good number of yearlings have been bought in Europe to race in North America, this method spearheaded by agent Mike Ryan especially for horses to go to Chad Brown. All these methods of import have been because European-bred horses have been markedly superior overall to their American-bred counterparts in North American turf racing.

So, a good number of European sires have very good records for their runners in North America. Eight European sires had 10+ A Runners in North America 2019-2025 (in this case one horse is counted as one A Runner each year it earns enough to reach that year's North American A Runner threshold). Most are household names: **Dubawi** has the highest number of 2019-2025 North American A Runners with 29, from 108 year-starters, for a 13.43 NA- A Index. **Frankel** has 23 (9.50), **Lope de Vega** 19 (5.11), **Galileo** 18 (10.34), followed by **Kingman** 15 (3.89), **Siyouni** 12 (6.25), **Bated Breath** 11 (7.53), and **Dark Angel** 10 (6.17).

There are also a few sires with impressive North American A indexes with fewer runners including, with 20-35 year-starters: **Belardo** (15.91, 7 A Runners/22 year-starters); **Teofilo** (14.29, 6/21); **Muhaarar** (10.00, 7/35); **Zarak** (10.00, 4/20); and **Mastercraftsman** and **Ten Sovereigns**, both 5/28 for an 8.83 index. Belardo is the sire of Gold Phoenix, who has won one G1 and six G2 races in California, including the G2 Del Mar H. three years in a row, as well as Bellabel, a dual Group winner in California. Teofilo is the sire of Nations Pride, a G1 winner in the US three years running for the Appleby outfit, as is Eternal Hope, a dual Group-winning 3yo filly in 2023, Muhaarar is the sire of Motorious, winner of six Graded races including the G3 Green Flash S. at Del Mar at five furlongs three years running, as well as G1 winner Be Your Best. And Ten Sovereigns, a G1-winning sprinter from No Nay Never's first crop, had three G1 winners in the US last year: 3yo's Zulu Kingdom and Lush Lips, the 2025 Keeneland November saletopper, and 2yo Balantina, winner of the 2025 G1 Breeders' Cup Juvenile Fillies Turf. Unfortunately, Belardo and Ten Sovereigns now reside in Turkey.

## APEX EARNINGS THRESHOLDS 2019-2025 (US\$)

| <b>A</b>       |         |         |                |        |         |
|----------------|---------|---------|----------------|--------|---------|
| <b>RUNNERS</b> |         |         | <b>top 2%</b>  |        |         |
|                | NA      | GB/IR   | FR             | GER    | JPN     |
| 2025           | 193,320 | 109,907 | 81,424         | 76,588 | 238,376 |
| 2024           | 184,000 | 106,231 | 83,798         | 71,664 | 228,762 |
| 2023           | 184,309 | 101,386 | 82,631         | 55,070 | 249,540 |
| 2022           | 177,784 | 96,445  | 79,919         | 53,914 | 268,312 |
| 2021           | 156,910 | 87,130  | 92,235         | 55,529 | 314,832 |
| 2020           | 120,400 | 55,302  | 60,560         | 44,583 | 330,044 |
| 2019           | 149,900 | 87,987  | 82,184         | 49,470 | 308,480 |
|                |         |         |                |        |         |
| <b>B</b>       |         |         |                |        |         |
| <b>RUNNERS</b> |         |         | <b>next 2%</b> |        |         |
|                | NA      | GB/IR   | FR             | GER    | JPN     |
| 2025           | 132,092 | 68,569  | 58,263         | 47,339 | 157,713 |
| 2024           | 128,750 | 66,241  | 60,581         | 38,055 | 152,598 |
| 2023           | 128,183 | 60,062  | 59,136         | 34,099 | 166,144 |
| 2022           | 125,670 | 56,899  | 56,736         | 31,895 | 184,043 |
| 2021           | 111,631 | 51,377  | 63,361         | 31,079 | 207,301 |
| 2020           | 85,279  | 32,354  | 45,238         | 24,543 | 210,848 |
| 2019           | 103,776 | 50,811  | 58,728         | 34,796 | 206,263 |
|                |         |         |                |        |         |
| <b>C</b>       |         |         |                |        |         |
| <b>RUNNERS</b> |         |         | <b>next 4%</b> |        |         |
|                | NA      | GB/IR   | FR             | GER    | JPN     |
| 2025           | 89,230  | 39,505  | 41,964         | 24,577 | 93,367  |
| 2024           | 86,937  | 36,016  | 43,298         | 22,992 | 90,174  |
| 2023           | 86,263  | 33,363  | 43,517         | 20,499 | 100,620 |
| 2022           | 85,570  | 32,333  | 39,845         | 17,943 | 106,866 |
| 2021           | 76,112  | 28,913  | 43,908         | 16,722 | 121,958 |
| 2020           | 58,132  | 19,355  | 34,087         | 13,737 | 121,031 |
| 2019           | 71,720  | 28,698  | 42,171         | 18,440 | 120,808 |

**EUROPEAN SIRES IN NORTH AMERICA, BY A RUNNER INDEX (20+ Year-Starters, 2019-2025)**

| SIRE                  | YOB  | HIS SIRE          | 1st Fls | ST      | TOT Rnrs | TOT A's | TOT A Index | NA Rnrs | NA A's | NA A Index | NA B's | NA B Index | NA C's | NA C Index |
|-----------------------|------|-------------------|---------|---------|----------|---------|-------------|---------|--------|------------|--------|------------|--------|------------|
| BELARDO               | 2012 | LOPE DE VEGA      | 2018    | TUR     | 613      | 13      | 1.06        | 22      | 7      | 15.91      | 0      | -          | 1      | 1.14       |
| TEOFILO               | 2004 | GALILEO           | 2009    | IRE     | 891      | 46      | 2.58        | 21      | 6      | 14.29      | 1      | 2.38       | 2      | 2.38       |
| DUBAWI                | 2002 | DUBAI MILLENNIUM  | 2007    | ENG     | 1634     | 173     | 5.29        | 108     | 29     | 13.43      | 9      | 4.17       | 6      | 1.39       |
| GALILEO               | 1998 | SADLER'S WELLS    | 2003    | DEAD    | 1305     | 149     | 5.71        | 87      | 18     | 10.34      | 4      | 2.30       | 3      | 0.86       |
| ZARAK                 | 2013 | DUBAWI            | 2019    | FR      | 523      | 35      | 3.35        | 20      | 4      | 10.00      | 1      | 2.50       | 3      | 3.75       |
| MUHAARAR              | 2012 | OASIS DREAM       | 2017    | FR      | 926      | 30      | 1.62        | 35      | 7      | 10.00      | 2      | 2.86       | 1      | 0.71       |
| FRANKEL               | 2008 | GALILEO           | 2014    | ENG     | 1735     | 156     | 4.50        | 121     | 23     | 9.50       | 2      | 0.83       | 9      | 1.86       |
| MASTERCRAFTSMAN       | 2006 | DANEHILL DANCER   | 2011    | DEAD    | 1197     | 36      | 1.50        | 28      | 5      | 8.93       | 1      | 1.79       | 0      | -          |
| TEN SOVEREIGNS        | 2016 | NO NAY NEVER      | 2021    | TUR     | 308      | 8       | 1.30        | 28      | 5      | 8.93       | 0      | -          | 2      | 1.79       |
| INTELLO               | 2010 | GALILEO           | 2015    | FR      | 860      | 33      | 1.92        | 23      | 4      | 8.70       | 0      | -          | 0      | -          |
| BATED BREATH          | 2007 | DANSILI           | 2014    | ENG     | 1249     | 34      | 1.36        | 73      | 11     | 7.53       | 6      | 4.11       | 7      | 2.40       |
| SEA THE STARS         | 2006 | CAPE CROSS        | 2011    | IRE     | 1641     | 109     | 3.32        | 60      | 8      | 6.67       | 4      | 3.33       | 2      | 0.83       |
| SIR PERCY             | 2003 | MARK OF ESTEEM    | 2009    | RETIRED | 470      | 6       | 0.64        | 23      | 3      | 6.52       | 0      | -          | 1      | 1.09       |
| SIYOUNI               | 2007 | PIVOTAL           | 2012    | FR      | 1838     | 70      | 1.90        | 96      | 12     | 6.25       | 2      | 1.04       | 10     | 2.60       |
| TAMAYUZ               | 2005 | NAYEF             | 2010    | RETIRED | 526      | 10      | 0.95        | 24      | 3      | 6.25       | 0      | -          | 1      | 1.04       |
| TORONADO              | 2010 | HIGH CHAPARRAL    | 2016    | AUS     | 904      | 9       | 0.50        | 32      | 4      | 6.25       | 1      | 1.56       | 4      | 3.13       |
| DARK ANGEL            | 2005 | ACCLAMATION       | 2009    | IRE     | 2364     | 92      | 1.95        | 81      | 10     | 6.17       | 3      | 1.85       | 4      | 1.23       |
| LE HAVRE              | 2006 | NOVERRE           | 2011    | DEAD    | 1302     | 41      | 1.57        | 33      | 4      | 6.06       | 1      | 1.52       | 1      | 0.76       |
| NIGHT OF THUNDER      | 2011 | DUBAWI            | 2017    | IRE     | 1031     | 59      | 2.86        | 42      | 5      | 5.95       | 1      | 1.19       | 5      | 2.98       |
| FASTNET ROCK          | 2001 | DANEHILL          | 2011    | DEAD    | 577      | 21      | 1.82        | 35      | 4      | 5.71       | 3      | 4.29       | 1      | 0.71       |
| OASIS DREAM           | 2000 | GREEN DESERT      | 2005    | ENG     | 1361     | 28      | 1.03        | 36      | 4      | 5.56       | 0      | -          | 1      | 0.69       |
| ZOUSTAR               | 2010 | NORTHERN METEOR   | 2020    | AUS     | 499      | 11      | 1.10        | 28      | 3      | 5.36       | 0      | -          | 4      | 3.57       |
| LOPE DE VEGA          | 2007 | SHAMARDAL         | 2012    | IRE     | 2202     | 116     | 2.63        | 186     | 19     | 5.11       | 10     | 2.69       | 12     | 1.61       |
| ZELZAL                | 2013 | SEA THE STARS     | 2019    | FR      | 413      | 6       | 0.73        | 20      | 2      | 5.00       | 0      | -          | 0      | -          |
| COTAI GLORY           | 2012 | EXCEED AND EXCEL  | 2019    | TUR     | 589      | 14      | 1.19        | 32      | 3      | 4.69       | 1      | 1.56       | 2      | 1.56       |
| MEHMAS                | 2014 | ACCLAMATION       | 2018    | IRE     | 1256     | 40      | 1.59        | 76      | 7      | 4.61       | 5      | 3.29       | 4      | 1.32       |
| CAMELOT               | 2009 | MONTJEU           | 2015    | IRE     | 1385     | 64      | 2.31        | 33      | 3      | 4.55       | 1      | 1.52       | 3      | 2.27       |
| NEW APPROACH          | 2005 | GALILEO           | 2010    | IRE     | 773      | 21      | 1.36        | 22      | 2      | 4.55       | 0      | -          | 2      | 2.27       |
| RAVEN'S PASS          | 2005 | ELUSIVE QUALITY   | 2010    | IRE     | 486      | 8       | 0.82        | 22      | 2      | 4.55       | 1      | 2.27       | 1      | 1.14       |
| WOOTTON BASSETT       | 2008 | IFFRAAJ           | 2013    | DEAD    | 1393     | 102     | 3.66        | 89      | 8      | 4.49       | 3      | 1.69       | 5      | 1.40       |
| STARSPANGLED BANNER   | 2006 | CHOISIR           | 2012    | IRE     | 1153     | 35      | 1.52        | 69      | 6      | 4.35       | 2      | 1.45       | 7      | 2.54       |
| HOLY ROMAN EMPEROR    | 2004 | DANEHILL          | 2008    | IRE     | 992      | 23      | 1.16        | 46      | 4      | 4.35       | 3      | 3.26       | 0      | -          |
| BLUE POINT            | 2014 | SHAMARDAL         | 2021    | IRE     | 539      | 24      | 2.23        | 25      | 2      | 4.00       | 0      | -          | 3      | 3.00       |
| AUSTRALIA             | 2011 | GALILEO           | 2016    | IRE     | 1135     | 49      | 2.16        | 51      | 4      | 3.92       | 2      | 1.96       | 3      | 1.47       |
| KINGMAN               | 2011 | INVINCIBLE SPIRIT | 2016    | ENG     | 1830     | 98      | 2.68        | 193     | 15     | 3.89       | 2      | 0.52       | 13     | 1.68       |
| IFFRAAJ               | 2001 | ZAFONIC           | 2008    | ENG     | 1413     | 23      | 0.81        | 28      | 2      | 3.57       | 1      | 1.79       | 2      | 1.79       |
| ACCLAMATION           | 1999 | ROYAL APPLAUSE    | 2005    | DEAD    | 1170     | 24      | 1.03        | 51      | 3      | 2.94       | 1      | 0.98       | 0      | 0          |
| TOO DARN HOT          | 2016 | DUBAWI            | 2021    | ENG     | 430      | 18      | 2.09        | 20      | 1      | 2.50       | 0      | -          | 2      | 2.50       |
| SIOUX NATION          | 2015 | SCAT DADDY        | 2020    | IRE     | 483      | 19      | 1.97        | 21      | 1      | 2.38       | 0      | -          | 1      | 1.19       |
| SOLDIER HOLLOW        | 2000 | IN THE WINGS      | 2009    | DEAD    | 794      | 31      | 1.95        | 21      | 1      | 2.38       | 1      | 2.38       | 1      | 1.19       |
| ALMANZOR              | 2013 | WOOTTON BASSETT   | 2019    | NZ      | 605      | 10      | 0.83        | 21      | 1      | 2.38       | 0      | -          | 1      | 1.19       |
| KODIAC                | 2001 | DANEHILL          | 2008    | IRE     | 2538     | 50      | 0.99        | 158     | 7      | 2.22       | 9      | 2.85       | 10     | 1.58       |
| CHURCHILL             | 2014 | GALILEO           | 2019    | IRE     | 898      | 27      | 1.50        | 46      | 2      | 2.17       | 1      | 1.09       | 2      | 1.09       |
| TERRITORIES           | 2012 | INVINCIBLE SPIRIT | 2018    | INDIA   | 740      | 19      | 1.28        | 23      | 1      | 2.17       | 0      | -          | 1      | 1.09       |
| EQUIANO               | 2005 | ACCLAMATION       | 2012    | FR      | 749      | 11      | 0.73        | 24      | 1      | 2.08       | 0      | -          | 5      | 5.21       |
| SHOWCASING            | 2007 | OASIS DREAM       | 2012    | ENG     | 1564     | 39      | 1.25        | 49      | 2      | 2.04       | 3      | 3.06       | 5      | 2.55       |
| DANDY MAN             | 2003 | MOZART            | 2011    | DEAD    | 1694     | 18      | 0.53        | 51      | 2      | 1.96       | 2      | 1.96       | 3      | 1.47       |
| HAVANA GOLD           | 2010 | TEOFILO           | 2015    | DEAD    | 773      | 10      | 0.65        | 30      | 1      | 1.67       | 0      | -          | 0      | -          |
| FOOTSTEPS IN THE SAND | 2002 | GIANT'S CAUSEWAY  | 2007    | IRE     | 1128     | 14      | 0.62        | 30      | 1      | 1.67       | 0      | -          | 1      | 0.83       |
| INVINCIBLE SPIRIT     | 1997 | GREEN DESERT      | 2004    | RETIRED | 1452     | 39      | 1.34        | 64      | 2      | 1.56       | 2      | 1.56       | 2      | 0.78       |
| NO NAY NEVER          | 2011 | SCAT DADDY        | 2016    | IRE     | 1469     | 61      | 2.08        | 242     | 7      | 1.45       | 9      | 1.86       | 14     | 1.45       |
| GLENEAGLES            | 2012 | GALILEO           | 2017    | IRE     | 941      | 40      | 2.13        | 35      | 1      | 1.43       | 0      | -          | 3      | 2.14       |
| CABLE BAY             | 2011 | INVINCIBLE SPIRIT | 2017    | DEAD    | 580      | 13      | 1.12        | 20      | 0      | -          | 0      | -          | 0      | -          |
| EXPERT EYE            | 2015 | ACCLAMATION       | 2020    | SAF     | 375      | 5       | 0.67        | 20      | 0      | -          | 1      | 2.50       | 0      | -          |
| PROFITABLE            | 2012 | INVINCIBLE SPIRIT | 2019    | TUR     | 724      | 8       | 0.55        | 20      | 0      | -          | 0      | -          | 1      | 1.25       |
| SHALAA                | 2013 | INVINCIBLE SPIRIT | 2018    | AUS     | 752      | 8       | 0.53        | 23      | 0      | -          | 0      | -          | 3      | 3.26       |
| CHARM SPIRIT          | 2011 | INVINCIBLE SPIRIT | 2016    | FR      | 837      | 8       | 0.48        | 20      | 0      | -          | 0      | -          | 1      | 1.25       |
| CAMACHO               | 2002 | DANEHILL          | 2007    | IRE     | 971      | 4       | 0.21        | 27      | 0      | -          | 1      | 1.85       | 3      | 2.78       |

**FOR A COMPLETE ROSTER OF 169 EU SIRES WITH 20+ NA YEAR-STARTERS 2019-2025 PLEASE [CLICK HERE](#)**

## SECTION 3: AUSTRALASIAN YEARLING SALES 2026: LEADING SIRES, 2+ SOLD

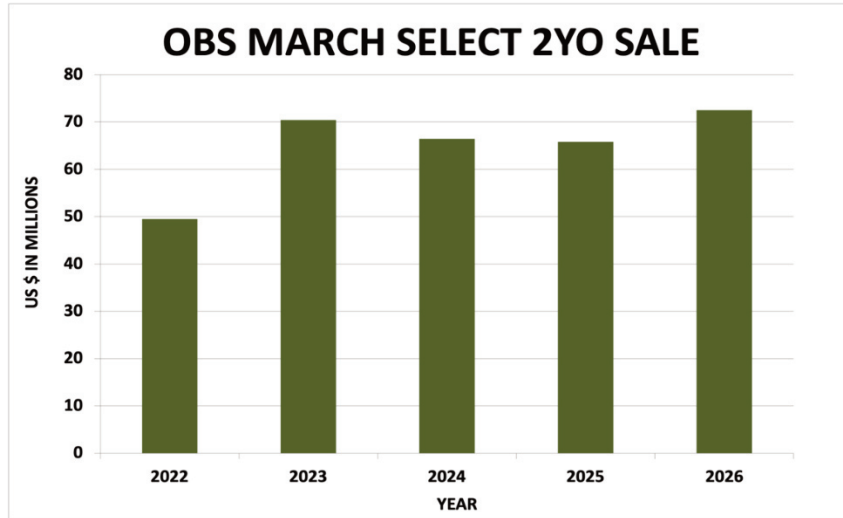
Thru 23 March 2026: Magic Millions GC January, Perth, Tasmania, GC March, Adelaide;  
Ingls Classic & Melbourne; NZB Karaka

| SIRE NAME           | YOB  | HIS SIRE           | FFLS | ST      | 2025 FEE | 2023 FEE | # CAT | # RING | # SOLD | AU\$ AVG | AU\$ MED | # CAT ING EASTER |
|---------------------|------|--------------------|------|---------|----------|----------|-------|--------|--------|----------|----------|------------------|
| SNITZEL             | 2002 | REDOUTE'S CHOICE   | 2007 | DEAD    | -        | 247,500  | 46    | 41     | 34     | 639,541  | 550,000  | 43               |
| FRANKEL             | 2008 | GALILEO            | 2014 | ENG     | -        | -        | 16    | 15     | 14     | 531,071  | 367,500  | 10               |
| I AM INVINCIBLE     | 2004 | INVINCIBLE SPIRIT  | 2011 | NSW     | 220,000  | 302,500  | 52    | 44     | 39     | 530,256  | 475,000  | 41               |
| EXTREME CHOICE      | 2013 | NOT A SINGLE DOUBT | 2018 | NSW     | 330,000  | 275,000  | 24    | 20     | 19     | 526,053  | 380,000  | 11               |
| ZOUSTAR             | 2010 | NORTHERN METEOR    | 2015 | NSW     | 275,000  | 220,000  | 53    | 42     | 31     | 428,361  | 375,000  | 35               |
| ANAMOE              | 2018 | STREET BOSS        | 2024 | NSW     | 110,000  | 121,000  | 62    | 57     | 50     | 394,040  | 355,000  | 21               |
| WRITTEN TYCOON      | 2002 | IGLESIA            | 2008 | VIC     | Pvt      | Pvt      | 24    | 16     | 10     | 326,000  | 300,000  | 10               |
| TOO DARN HOT        | 2016 | DUBAWI             | 2021 | NSW     | 275,000  | 44,000   | 50    | 43     | 38     | 282,179  | 260,000  | 14               |
| WOOTTON BASSETT     | 2008 | IFFRAAJ            | 2022 | DEAD    | 385,000  | 93,500   | 33    | 28     | 26     | 249,154  | 220,000  | 17               |
| HOME AFFAIRS        | 2018 | I AM INVINCIBLE    | 2023 | NSW     | 82,500   | 99,000   | 104   | 85     | 78     | 225,536  | 200,000  | 17               |
| THE AUTUMN SUN      | 2015 | REDOUTE'S CHOICE   | 2020 | NSW     | 66,000   | 66,000   | 39    | 33     | 30     | 223,953  | 180,000  | 10               |
| STREET BOSS         | 2004 | STREET CRY         | 2010 | VIC     | 66,000   | 66,000   | 21    | 18     | 15     | 223,933  | 220,000  | 3                |
| BAAEED              | 2018 | SEA THE STARS      | 2024 | ENG     | -        | -        | 2     | 2      | 2      | 210,000  | 210,000  | 1                |
| JUSTIFY             | 2015 | SCAT DADDY         | 2020 | NSW     | SH TIME  | 77,000   | 69    | 60     | 52     | 209,558  | 164,000  | 19               |
| KINGMAN             | 2011 | INVINCIBLE SPIRIT  | 2016 | ENG     | -        | -        | 4     | 3      | 2      | 200,000  | 200,000  | 3                |
| OLE KIRK            | 2017 | WRITTEN TYCOON     | 2022 | NSW     | 99,000   | 55,000   | 61    | 53     | 47     | 181,468  | 140,000  | 13               |
| GHAIYYATH           | 2015 | DUBAWI             | 2022 | VIC     | -        | 27,500   | 36    | 33     | 29     | 174,910  | 130,000  | -                |
| TORONADO            | 2010 | HIGH CHAPARRAL     | 2016 | VIC     | 88,000   | 88,000   | 82    | 78     | 62     | 174,016  | 150,000  | 12               |
| EXCEED AND EXCEL    | 2000 | DANEHILL           | 2005 | RETIRED | -        | 132,000  | 11    | 10     | 9      | 173,244  | 150,000  | 3                |
| STAY INSIDE         | 2018 | EXTREME CHOICE     | 2023 | NSW     | 66,000   | 77,000   | 74    | 64     | 55     | 171,736  | 140,000  | 8                |
| HARRY ANGEL         | 2014 | DARK ANGEL         | 2020 | NSW     | 66,000   | 33,000   | 54    | 50     | 44     | 171,195  | 150,000  | 4                |
| SAVABEEL            | 2001 | ZABEEL             | 2006 | NZ      | 100,000  | 100,000  | 46    | 39     | 33     | 164,788  | 134,400  | 5                |
| SATONO ALADDIN      | 2011 | DEEP IMPACT        | 2019 | NZ      | 45,000   | 45,000   | 77    | 70     | 53     | 163,465  | 113,400  | 7                |
| NO NAY NEVER        | 2011 | SCAT DADDY         | 2016 | NSW     | -        | -        | 6     | 5      | 3      | 156,800  | 29,400   | -                |
| ALABAMA EXPRESS     | 2016 | REDOUTE'S CHOICE   | 2021 | VIC     | 66,000   | 22,000   | 83    | 73     | 62     | 156,615  | 120,000  | 12               |
| PROISIR             | 2009 | CHOISIR            | 2016 | NZ      | 70,000   | 70,000   | 75    | 67     | 51     | 156,147  | 126,000  | 4                |
| HELLBENT            | 2012 | I AM INVINCIBLE    | 2019 | NSW     | 38,500   | 38,500   | 64    | 58     | 50     | 147,936  | 122,500  | 3                |
| DUNDEEL             | 2009 | HIGH CHAPARRAL     | 2015 | NSW     | 88,000   | 82,500   | 58    | 57     | 42     | 144,319  | 110,000  | 25               |
| WROTE               | 2009 | HIGH CHAPARRAL     | 2018 | NZ      | 12,000   | 6,500    | 3     | 3      | 2      | 142,800  | 142,800  | -                |
| SWORD OF STATE      | 2018 | SNITZEL            | 2023 | NZ      | 20,000   | 15,000   | 54    | 50     | 47     | 141,679  | 100,800  | 1                |
| SUPER SETH          | 2016 | DUNDEEL            | 2021 | NZ      | 75,000   | 35,000   | 55    | 51     | 42     | 141,486  | 113,400  | 3                |
| PINATUBO            | 2017 | SHAMARDAL          | 2023 | NSW     | 38,500   | 55,000   | 57    | 49     | 42     | 140,881  | 105,000  | 4                |
| FARNAN              | 2017 | NOT A SINGLE DOUBT | 2022 | NSW     | 77,000   | 55,000   | 65    | 56     | 43     | 134,084  | 120,000  | 7                |
| PER INCANTO         | 2004 | STREET CRY         | 2012 | NZ      | 60,000   | 50,000   | 33    | 32     | 26     | 133,897  | 86,100   | 7                |
| SIYOUUNI            | 2007 | PIVOTAL            | 2012 | FR      | -        | -        | 6     | 4      | 3      | 131,667  | 120,000  | 6                |
| CASTELVECCHIO       | 2016 | DUNDEEL            | 2021 | NSW     | 49,500   | 27,500   | 26    | 22     | 20     | 130,530  | 115,000  | 5                |
| STARSPANGLED BANNER | 2006 | CHOISIR            | 2012 | VIC     | -        | 33,000   | 34    | 29     | 25     | 128,760  | 110,000  | 2                |
| PLAYING GOD         | 2007 | BLACKFRIARS        | 2015 | WA      | -        | 33,000   | 52    | 49     | 46     | 127,283  | 90,000   | -                |
| ST MARK'S BASILICA  | 2018 | SIYOUUNI           | 2023 | NSW     | 38,500   | 44,000   | 47    | 37     | 34     | 125,247  | 120,000  | 6                |
| SO YOU THINK        | 2006 | HIGH CHAPARRAL     | 2013 | DEAD    | 44,000   | 99,000   | 60    | 48     | 41     | 122,759  | 110,000  | 10               |
| MAURICE             | 2011 | SCREEN HERO        | 2018 | JPN     | 55,000   | 82,500   | 55    | 52     | 46     | 120,872  | 105,000  | 20               |
| JACQUINOT           | 2019 | RUBICK             | 2024 | NSW     | 24,200   | 33,000   | 77    | 69     | 54     | 117,933  | 100,000  | -                |
| ALL TOO HARD        | 2009 | CASINO PRINCE      | 2014 | NSW     | 27,500   | 38,500   | 47    | 44     | 35     | 117,594  | 80,000   | -                |
| KERMADEC            | 2011 | TEOFILO            | 2017 | VIC     | 13,750   | 16,500   | 16    | 15     | 13     | 117,092  | 46,200   | -                |
| IN THE CONGO        | 2018 | SNITZEL            | 2024 | NSW     | 27,500   | 33,000   | 59    | 54     | 48     | 115,102  | 77,500   | -                |
| INVADER             | 2014 | SNITZEL            | 2019 | QLD     | -        | 11,000   | 4     | 4      | 3      | 110,000  | 75,000   | -                |
| ROMMEL              | 2011 | COMMANDS           | 2018 | WA      | -        | 6,600    | 6     | 4      | 4      | 107,500  | 85,000   | -                |
| CONTRIBUTER         | 2010 | HIGH CHAPARRAL     | 2017 | DEAD    | -        | 18,000   | 15    | 13     | 11     | 106,909  | 100,800  | -                |
| WRITTEN BY          | 2015 | WRITTEN TYCOON     | 2020 | NSW     | 22,000   | 27,500   | 38    | 32     | 24     | 106,813  | 72,500   | 1                |
| OVERSHARE           | 2014 | I AM INVINCIBLE    | 2019 | VIC     | -        | 8,800    | 2     | 2      | 2      | 105,000  | 105,000  | -                |
| SPIRIT OF BOOM      | 2007 | SEQUALO            | 2015 | QLD     | 38,500   | 38,500   | 91    | 81     | 62     | 102,694  | 80,000   | 1                |
| SHOCKING            | 2005 | STREET CRY         | 2012 | NZ      | 10,000   | 12,500   | 3     | 3      | 3      | 102,200  | 100,800  | -                |
| DIATONIC            | 2015 | LORD KANALOA       | 2024 | VIC     | 13,750   | 13,750   | 43    | 35     | 23     | 99,304   | 45,000   | 4                |
| OCEAN PARK          | 2008 | THORN PARK         | 2014 | NZ      | 15,000   | 30,000   | 10    | 10     | 8      | 98,175   | 67,200   | 1                |
| BIVOUAC             | 2016 | EXCEED AND EXCEL   | 2022 | NSW     | 55,000   | 66,000   | 52    | 49     | 34     | 97,882   | 80,000   | 2                |
| CAPITALIST          | 2013 | WRITTEN TYCOON     | 2018 | NSW     | 44,000   | 77,000   | 77    | 70     | 55     | 97,087   | 100,000  | 9                |

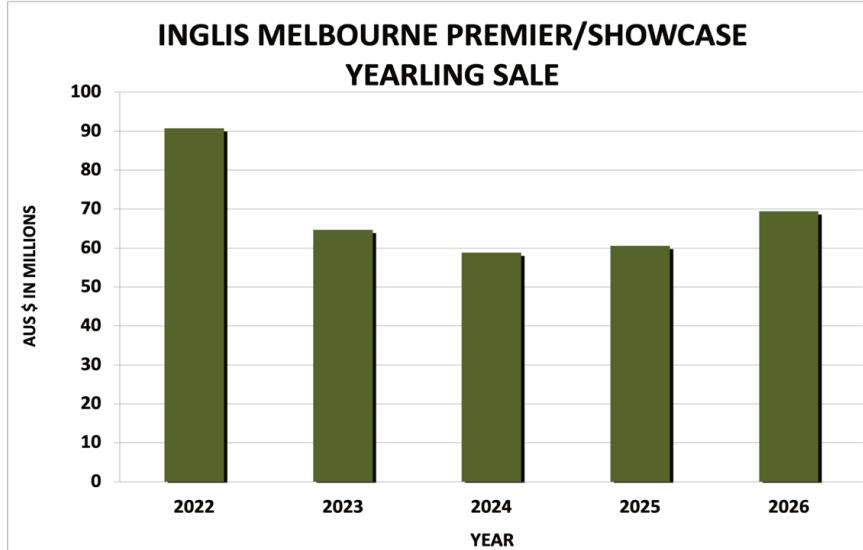
FOR A COMPLETE ROSTER OF ALL 228 ANZ SIRES WITH YEARLINGS SOLD AT 2026 SALES, PLEASE [CLICK HERE](#)

## SECTION 4: WORLDWIDE SALES TICKER

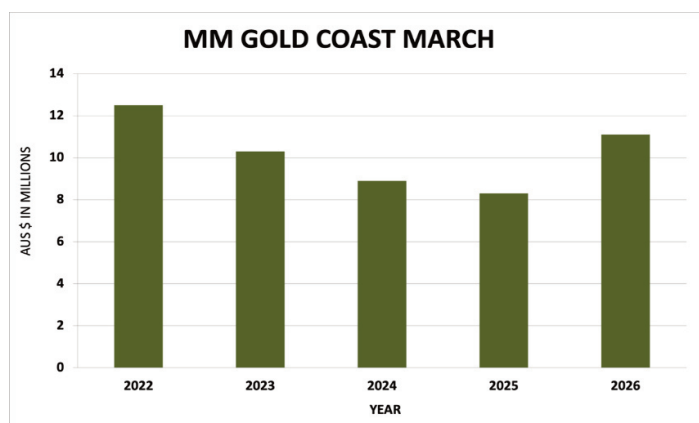
OBS MARCH 2YO SALE & AUSTRALASIAN YEARLING SALES  
THROUGH MARCH 24, 2025



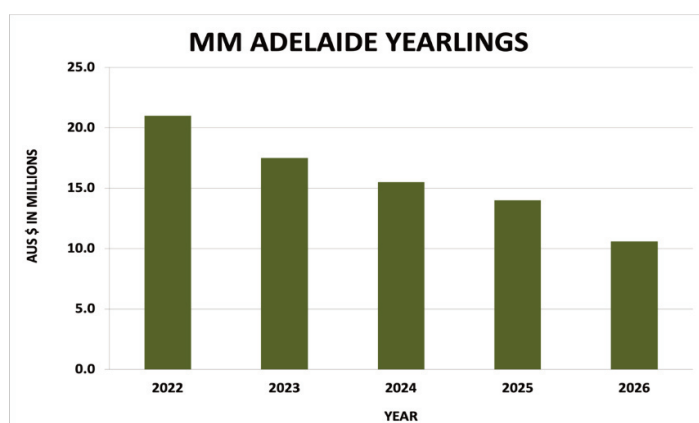
| YEAR | CAT | RING | SOLD | % W/D | % S/R | % S/C | GROSS \$   | AVG \$  |
|------|-----|------|------|-------|-------|-------|------------|---------|
| 2026 | 816 | 566  | 451  | 30.6% | 79.7% | 55.3% | 72,456,500 | 160,657 |
| 2025 | 814 | 524  | 432  | 35.6% | 82.4% | 53.1% | 65,660,500 | 151,992 |
| 2024 | 853 | 597  | 446  | 30.0% | 74.7% | 52.3% | 66,437,600 | 148,963 |
| 2023 | 833 | 585  | 449  | 29.8% | 76.8% | 53.9% | 70,399,500 | 156,792 |
| 2022 | 635 | 430  | 371  | 32.3% | 86.3% | 58.4% | 49,498,000 | 133,418 |



| YEAR | CAT | RING | SOLD | % W/D | % S/R | % S/C | GROSS \$   | AVG \$  |
|------|-----|------|------|-------|-------|-------|------------|---------|
| 2026 | 876 | 792  | 651  | 9.6%  | 82.2% | 74.3% | 69,373,000 | 106,564 |
| 2025 | 803 | 688  | 551  | 14.3% | 80.1% | 68.6% | 60,584,137 | 109,953 |
| 2024 | 800 | 712  | 568  | 11.0% | 79.8% | 71.0% | 58,838,500 | 103,589 |
| 2023 | 816 | 691  | 582  | 15.3% | 84.2% | 71.3% | 64,689,500 | 111,150 |
| 2022 | 793 | 732  | 625  | 7.7%  | 85.4% | 78.8% | 90,657,000 | 145,051 |



| YEAR | CAT | RING | SOLD | % W/D | % S/R | % S/C | GROSS \$   | AVG \$ |
|------|-----|------|------|-------|-------|-------|------------|--------|
| 2026 | 508 | 443  | 313  | 12.8% | 70.7% | 61.6% | 11,084,500 | 35,414 |
| 2025 | 380 | 328  | 252  | 13.7% | 76.8% | 66.3% | 8,302,000  | 32,944 |
| 2024 | 392 | 350  | 267  | 10.7% | 76.3% | 68.1% | 8,938,500  | 33,478 |
| 2023 | 388 | 348  | 292  | 10.3% | 83.9% | 75.3% | 10,298,000 | 35,267 |
| 2022 | 427 | 380  | 316  | 11.0% | 83.2% | 74.0% | 12,469,500 | 39,460 |



| YEAR | CAT | RING | SOLD | % W/D | % S/R | % S/C | GROSS \$   | AVG \$ |
|------|-----|------|------|-------|-------|-------|------------|--------|
| 2026 | 425 | 356  | 275  | 16.2% | 77.2% | 64.7% | 10,624,500 | 38,635 |
| 2025 | 455 | 384  | 297  | 15.6% | 77.3% | 65.3% | 13,982,500 | 47,079 |
| 2024 | 452 | 387  | 314  | 14.4% | 81.1% | 69.5% | 15,527,000 | 49,449 |
| 2023 | 468 | 415  | 350  | 11.3% | 84.3% | 74.8% | 17,347,000 | 49,563 |
| 2022 | 454 | 409  | 362  | 9.9%  | 88.5% | 79.7% | 20,974,500 | 57,941 |



| YEAR | CAT   | RING  | SOLD  | % W/D | % S/R | % S/C | GROSS \$    | AVG \$  |
|------|-------|-------|-------|-------|-------|-------|-------------|---------|
| 2026 | 5,197 | 4,605 | 3,801 | 11.4% | 82.5% | 73.1% | 478,952,500 | 126,007 |
| 2025 | 5,283 | 4,531 | 3,839 | 14.2% | 84.7% | 72.7% | 458,523,137 | 119,438 |
| 2024 | 5,404 | 4,818 | 3,894 | 10.8% | 80.8% | 72.1% | 490,573,000 | 125,981 |
| 2023 | 5,187 | 4,574 | 3,892 | 11.8% | 85.1% | 75.0% | 498,806,000 | 128,162 |
| 2022 | 5,160 | 4,667 | 3,971 | 9.6%  | 85.1% | 77.0% | 533,135,500 | 134,257 |

## SECTION 5: BILL'S TWEETS



**Bill Oppenheim** @billoppenheim · Mar 17



One of the things we've learned from all the data we've generated over the last 13 years is that it makes a significant difference where in his career a sire is currently positioned.



**Bill Oppenheim** @billoppenheim · Mar 17



It's not just as simple as confirming so-and-so is a very good sire because even though career statistics are critically important, what's also critical is whether their stars are ascending or descending.



**Bill Oppenheim** @billoppenheim · Mar 17



In our SSR annual book, we examine the career trajectory of active Northern Hemisphere stallions so you can see who is on the rise—and who isn't. Inquire about your membership: [info@ssr.horse](mailto:info@ssr.horse)



**Bill Oppenheim** @billoppenheim · Mar 16



Yearly Progression Tables: how do today's sires and broodmare sires measure against historical benchmarks for success? SSR members know. Inquire about your membership: [info@ssr.horse](mailto:info@ssr.horse).



**Bill Oppenheim** @billoppenheim · Mar 15



There have been 3 champion sires in Australia since [@ArrowfieldStud](#) Snitzel won his 4th consecutive sire title in the 2019/20 season- Written Tycoon, I Am Invincible 3x, Zoustar- but Snitzel is now \$3m in front this season & ominously is also top sire of SW (11) & now 26 G1W.



**Bill Oppenheim** @billoppenheim · Mar 12



Sire Prediction Points: one of the most popular features of our SSR book, we rate every new stallion in North America and Europe on our proven scale.

Learn who has the best chance to be good, before they're good. Inquire about your SSR membership: [info@ssr.horse](mailto:info@ssr.horse).



**Bill Oppenheim** @billoppenheim · Mar 11



Not This Time [@TaylorMadeSales](#) tops the Combined SSR sire ratings table for the 2nd time. This reflects a high number of G1/G2 winners & A Runners & his ability to improve his mares.

Inquire about your SSR membership: [info@ssr.horse](mailto:info@ssr.horse).



**Bill Oppenheim** @biloppenheim · Mar 10



 The Year-End 2025 Northern Hemisphere SSR Book has been released to members. 

188 pages of original stallion data, research, and analysis, not available anywhere else.

To discuss your membership and access the book, email [info@ssr.horse](mailto:info@ssr.horse).



**Bill Oppenheim** @biloppenheim · Mar 3



Great letter by [@DenaliStud](#) Craig Bendoroff in today's [@theTDN](#) this morning & he's right: US horse racing needs a national office. Our competition is not ourselves, it is many other forms of gambling & entertainment. And we're in a business w/o borders; Int'l office needed too.



**Bill Oppenheim** @biloppenheim · Mar 1



More on 2nd crop sires: top NA F2023 sire [@spendthriftfarm](#) Yaupon had 3yo's Solitude Dude 3rd in G2 Fountain of Youth & Crown the Buckeye 2nd in G3 Gotham & EU 2nd-crop sire [@DarleyEurope](#) Space Blues had his 9th winner already this year when Vasy won the 1mT Colonel Liam at GP



**Bill Oppenheim** @biloppenheim · Mar 1



2nd crop sires Saturday: [@CalumetFarm](#) has stood quite a few sires in the Brad Kelley era and they've got one now in Lexitonian (1st 3yo's), a homebred G1-winning sprinter by Speightstown. He had 3 BTW '25 & yesterday their homebred She Be Smooth won the G2 Davona Dale at GP.



### Top 10 SSR Sires by SIRE Points/50

Career totals: 100+ foals & 5+ A Runners

| Sire            | 1st Foals | %A Rnrs | %G1G2 Wnrs | SIRE Points  |
|-----------------|-----------|---------|------------|--------------|
| Frankel         | 2014      | 14.18   | 5.75       | <b>50.00</b> |
| Dubawi          | 2007      | 11.72   | 5.37       | <b>49.59</b> |
| Galileo         | 2003      | 12.33   | 4.98       | <b>49.58</b> |
| Gun Runner      | 2019      | 13.29   | 4.95       | <b>49.50</b> |
| Not This Time   | 2018      | 14.05   | 4.40       | <b>49.43</b> |
| War Front       | 2008      | 11.14   | 4.11       | <b>49.02</b> |
| Tapit           | 2006      | 11.00   | 4.06       | <b>48.84</b> |
| Into Mischief   | 2010      | 12.04   | 3.43       | <b>48.75</b> |
| Wootton Bassett | 2013      | 10.65   | 3.76       | <b>48.60</b> |
| Farhh           | 2015      | 8.70    | 3.38       | <b>47.84</b> |

Data from the SSR Northern Hemisphere 2025 Year-End Book.

For more sophisticated data and exclusive insights like this,  
**contact us about your membership: [info@ssr.horse](mailto:info@ssr.horse)**

No Ads. No Sponsors. Just the Facts.